



6 Watt Regulated Dc-Dc Converter



FEATURES:

- UP TO 6WATT OUTPUT POWER
- 5PIN PACKAGE.
- PI INPUT FILT.
- LOW RIPPLE AND NOISE.
- REGULATED OUTPUT TYPES.
- MTBF:>1,500,000 hrs
- 500Vdc Isolation
- Operating Temperature:-40°C TO +85°C



Specifications typical at TA=25°C, nominal input voltage and rated output current unless otherwise specified

Part Number	Input Voltage	Output Voltage	Output Current	Efficiency
	Vdc	Vdc	mA	%TYP
82D-05S05RNL	5	5	1200	60
82D-05S12RNL	5	12	500	65
82D-05D15RNL	5	±15	±200	65
82D-12S12RNL	12	12	500	65
82D-12S15RNL	12	15	400	65
82D-12D12RNL	12	±12	±250	65
82D-24S05RNL	24	5	1200	60
82D-24S15RNL	24	15	400	65
82D-24D12RNL	24	±12	±250	65
82D-48S15RNL	48	15	400	65
82D-48D12RNL	48	±12	±250	65
82D-48D15RNL	48	±15	±200	65

Input Specifications

Parameters	Conditions	Min	Typ	Max	Units
Voltage Types				±10	%
Filter	Capacitor				

Output Specifications

Parameters	Conditions	Min	Typ	Max	Units
Voltage Tolerance				±5	%
Short Circuit Protection	Continuous				
Line Regulation				±0.3	%
Load Regulation				±0.5	%
Ripple & Noise	BW=DC To 20MHz			50	mVp-p
Transient response setting time	50% load step change		350		us

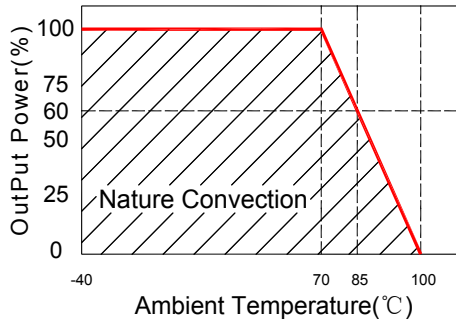
General Specifications

Parameters	Conditions	Min	Typ	Max	Units
Isolation Resistance	500Vdc	1000			MΩ
Switching Frequency			50		KHz
Operating Temperature		-40		85	°C
Humidity	Non Condensing			95	%
Cooling	Free air Convection				
Case material	Nickel Coated With Non-Conductive Base or Black Coated Copper With Non-Conductive Base				
Weight			57		g
Dimensions			50.8x50.8x10.2		mm

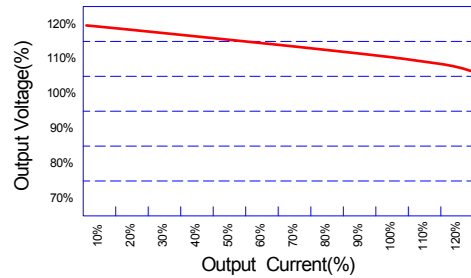


6 Watt Regulated Dc-Dc Converter

Temperature Derating Graph

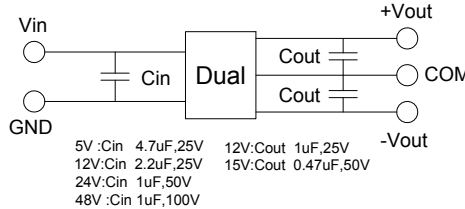
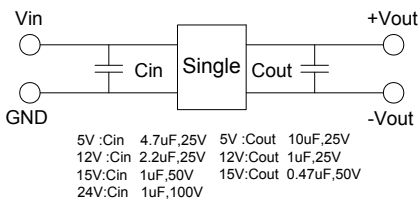


Tolerance Envelope Graph



Recommended Test Circuit

Part Number




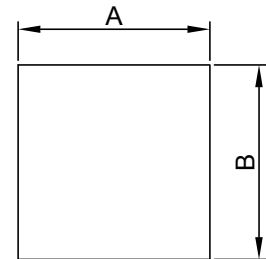
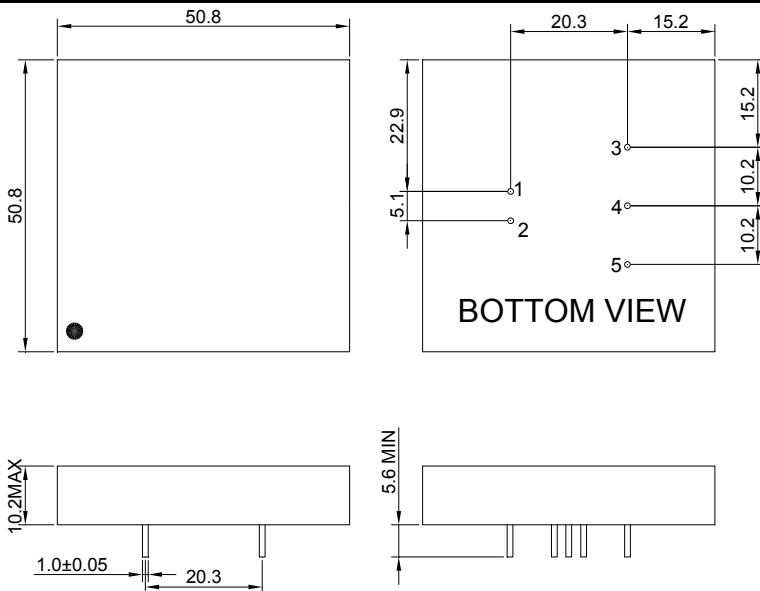
82D - 05 S 05 R NL

A B C D E F

- A:Series
- B:Input Voltage
- C:Single(S)Dual(D)
- D:Output Voltage
- E:Regulated(R)
- F:RoHS Version

Markings and dimensions

Packaging



Size(mm)		
A	B	C
51.50	52.30	27.00

UNIT:mm Unless otherwise specified,all tolerances are ±0.25

PIN Connection

PIN	1	2	3	4	5
SINGLE	+Vin	-Vin	+Vout	NO PIN	-Vout
DUAL	+Vin	-Vin	+Vout	COM	-Vout